

COOPERATION

Working together to do more than you can do alone

WEEK
ONE
2ND-3RD GRADE

READ PHILIPPIANS 2:1-2

DAY 1

(Note: This month, you'll probably need to call on a family member or friend to complete these activities . . . it's kind of hard to practice cooperation alone, after all!)

Round up as many family members as you can to play a quick game of telephone. Whisper the phrase below from Philippians 2:1-2 in the first person's ear, then they should whisper it in the next person's ear, and so on, until you've run out of ears.

Have the same love. Be one in spirit and in the way you think and act.

The last person should repeat the phrase out loud. Did it sound anything like the original phrase? It can be tricky to pass on the exact message someone tells you, but God wants us to work together, to have the same kind of love and kindness toward each other that He showed us first. We can pass His love and gentleness on to others when we work together.

THANK God for showing you love first so you can pass it on to others.

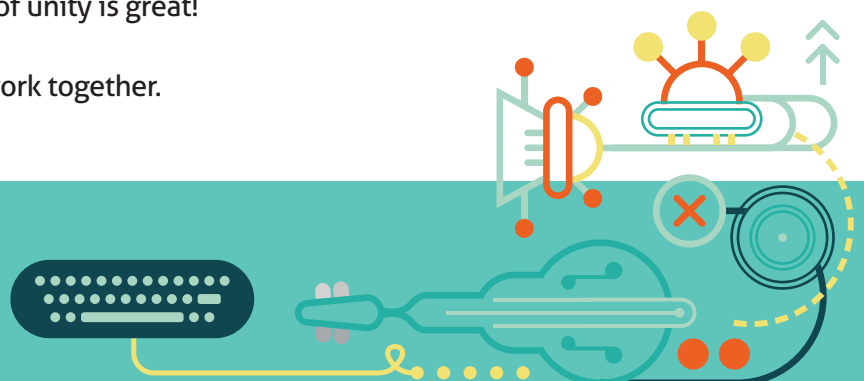

READ EPHESIANS 4:3

DAY 2

Ask a family member for help, and grab a scarf or something else you can use to tie one of your legs to the opposite leg of the other person. Without talking, try walking around the house. It probably doesn't go so well, does it? Now, try talking about it and agree on a direction. As you start walking, keep talking about how things are going and what you are going to do next. You're more likely steadier this time around!

Even though God has given us the ability to cooperate, sometimes we don't do the work to stay unified, and we end up falling all over the place. It takes some work to cooperate, but when we do, the payoff of unity is great!

ASK God to help you work together.



READ PSALM 133:1

Find some yarn or string around your house, and cut it into three long strands, tying all three together at the top. If you were to throw it into your backpack, eventually it would get all tangled, right? Instead, let's use the yarn strands to form a braid. Hold the center string and cross the right string over the center one. Now the right string has become the center one. Then cross the left string over the center string. Repeat the process until you run out of string. Now you have a nice braid instead of a ball of tangles! P.S. Save the braid—you'll use it again later this month!

Living together in peace with others requires some work. Sometimes it means you're the one doing the work; sometime it means someone else is. But if you take turns and work together, you'll end up with something "good and pleasant."

LISTEN and look for ways you can create peace with others.

DAY 3





READ PROVERBS 27:17

DAY 4

Find the dulllest pencil you can find in your house. While you're at it, look for the sharpest pencil you can find as well (or sharpen one). Use each one to write out the words of Probers 27:17. Which one is clearer?

God wants us to work together for a lot of reasons, but one is that He knows that we can make each other better people when we work together. We can encourage each other to make wise choices; we can remind each other of God's truth; we can challenge each other to love God and love others better

KNOW that we do better when we work together.



God
wants us
to work
together.